

2025

TIMELESS

COLLECTION



C.H.I.  [®]
a **NUCOR** company

The Quality Garage Door.™

Classic Style. Distinctive Design.

For a truly lasting design, explore the Timeless Collection from C.H.I. Overhead Doors.

The distinctive stamp designs and extensive personalizing options ensure the perfect complement to your home's exterior.



Short raised panel shown in white with optional stockton inserts and tinted glass.

Find Your Perfect Match

Timeless style and traditional stamped steel designs to complement any home.



RAISED PANEL

Reliable and low maintenance, these doors are a neighborhood standard and feature a classic garage door design.



STAMPED CARRIAGE HOUSE

These doors merge traditional carriage house style with simple design and functionality.




STAMPED SHAKER

Featuring distinctive shaker style, these minimalist doors leave a lasting impression.



COMPLIANCE WITH THE DASMA THERMAL PERFORMANCE PROGRAM

The DASMA Thermal Performance Verification (TPV) Program certifies and verifies the thermal performance ratings of sectional door products using third-party testing and inspection. The U-factor testing standard for garage doors, ANSI/DASMA 105, provides repeatable and reproducible results. U-factor tests an installed assembly to assign a value that accounts for section joints and perimeter seal.

Models in this program will be identified by this icon 

DOORVISIONS

See your door before you buy it! Scan the QR code or go to doorvisions.chiohd.com





WANT TO SEE MORE?
Visit chiohd.com/raised-panel



Long Raised Panel shown in optional accents woodtones dark oak with madison inserts and obscure glass.



Short Raised Panel shown in black.


RAISED PANEL



Short Raised Panel shown in white with optional stockton inserts and tinted glass.



Long Raised Panel shown in white with optional sherwood inserts and plain glass.



Section Detail



Available in both short and long panel options. The raised panels start with a recessed edge, but the interior surface of each panel is brought slightly forward, adding just a hint of definition to a classic garage door design.



Short Raised Panel

Long Raised Panel










SECTIONS
Limited Lifetime

SPRINGS
3 Years

HARDWARE
3 & 6 Years

Short Raised Panel shown in accents woodtones natural oak.

Raised Panel Model Comparison Chart

GOOD		BETTER			BEST		
Panel Style / Model Number³							
Short Raised Panel	2250	2240	2251	2241	2283	2206	2216
Long Raised Panel	4250	4240	4251	4241	4283	4206	4216
Section Construction	2in. Thick - 1-Sided Steel		2in. Thick - 1-Sided Steel with Vinyl Back		2in. Thick - 2-Sided Steel	1-1/2in. Thick - 2-Sided Steel	2in. Thick - 2-Sided Steel
Section Material	25 ² Ga. Steel	24 ² Ga. Steel	25 ² Ga. Steel	24 ² Ga. Steel	27 ² Ga. Steel	27 ² Ga. Steel	27 ² Ga. Steel
Insulation Type	No Insulation 		Polystyrene 		Polystyrene 	Polyurethane 	Polyurethane 
Thermal Rating	— 		R-7.94 		R-9.65 	U-Factor .19 / R-13.40 	U-Factor .19 / R-17.19 

Personalize Your Garage Door

Colors¹ White, Almond, and Sandstone are available on all Models.						
Brown	•	•	•	•	•	•
Bronze	•		•		•	•
Gray	•		•		•	•
Desert Tan	•		•		•	•
Black	•		•		•	•
Graphite					•	•
Evergreen		•		•	•	•
Powder Coating¹	188 Colors	188 Colors	188 Colors	188 Colors	188 Colors	188 Colors
Painted Woodtones¹	•		•			
Accents Woodtones¹					•	•
Windows / Inserts	•	•	•	•	•	•
Glass Plain, Obscure, Tinted, Rain Glass, and Frosted are available on all Models.						
Designer Glass					•	•


Warranty

Limited Lifetime Warranty available on all Models.

¹ Refer to your local C.H.I. Dealer for exact color and woodtones match. ² Lower steel gauge [ga.] number indicates stronger steel. ³ Model number indicates construction, window, and panel style.

Personalizing Options For all window and glass options see pages 14-15

COLORS¹




POWDER COATING¹




Our in-house powder coating provides multiple color options while providing a maintenance free, durable finish.

PAINTED WOODTONES¹



ACCENTS WOODTONES¹





WANT TO SEE MORE?
Visit chiohd.com/stamped-carriage-house



Stamped Carriage Long shown in optional accents woodtones mahogany.



Stamped Carriage House garage doors are used on all the building projects for Homes For Our Troops.



Stamped Carriage Short shown in sandstone with optional stockton inserts, plain glass, and wrought iron hardware.


STAMPED CARRIAGE HOUSE



Stamped Carriage Short shown in white with spade hardware.



Stamped Carriage Long shown in optional accents woodtones dark oak with madison inserts, and plain glass.



Section Detail



Available in a short and long design, each stamp has a slight embossed frame followed by a recessed beveled edge with multiple vertical pressed lines that add a classic carriage house touch to this garage door style.



Stamped Carriage **Short**

Stamped Carriage **Long**



SECTIONS
Limited Lifetime

SPRINGS
3 Years

HARDWARE
3 & 6 Years

Stamped Carriage Short shown in accents woodtones cedar with optional arched madison inserts, tinted glass, and barcelona 1 hardware.

Stamped Carriage House Model Comparison Chart

	GOOD	BETTER	BEST
Panel Style / Model Number³			
Stamped Carriage Short	5250	5251	5283
Stamped Carriage Long	5950	5951	5983
Section Construction	2in. Thick - 1-Sided Steel	2in. Thick - 1-Sided Steel with Vinyl Back	2in. Thick - 2-Sided Steel
Section Material	25 ² Ga. Steel	25 ² Ga. Steel	27 ² Ga. Steel
Insulation Type	No Insulation	Polystyrene	Polystyrene
Thermal Rating	— 	R-7.94 	R-9.65
			U-Factor .15 / R-16.55

Personalizing Options


Colors¹	White, Almond, Sandstone, Brown, Bronze, Gray, Desert Tan, and Black are available on all Models.		
Graphite		•	•
Powder Coating¹	188 Colors	188 Colors	188 Colors
Painted Woodtones¹	•	•	•
Accents Woodtones¹		•	•
Windows / Inserts	•	•	•
Glass	Plain, Obscure, Tinted, Rain Glass, Frosted, and Seeded are available on all Models.		
Designer Glass		•	•

Warranty Limited Lifetime Warranty available on all Models.

¹ Refer to your local C.H.I. Dealer for exact color and woodtones match. ² Lower steel gauge [ga.] number indicates stronger steel. ³ Model number indicates construction, window, and panel style. ⁴ Long [41" x 13"] windows will be substituted in doors with windows in 18" sections.

Personalizing Options For all window and glass options see pages 14-15

COLORS¹




POWDER COATING¹




Our in-house powder coating provides multiple color options while providing a maintenance free, durable finish.

PAINTED WOODTONES¹



ACCENTS WOODTONES¹





WANT TO SEE MORE?
Visit chiohd.com/stamped-shaker



SECTIONS
Limited Lifetime

SPRINGS
3 Years

HARDWARE
3 & 6 Years

Stamped Shaker shown in optional accents woodtones walnut and newport designer glass.

STAMPED SHAKER





Stamped Shaker shown in graphite.



Stamped Shaker shown in almond.

Stamped Shaker Model Comparison Chart

	GOOD	BETTER	BEST
Panel Style / Model Number³			
Stamped Shaker	2550	2551	2583
Section Construction	2in. Thick - 1-Sided Steel	2in. Thick - 1-Sided Steel with Vinyl Back	2in. Thick - 2-Sided Steel
Section Material	Standard / 25 ² Ga. Steel	Standard / 25 ² Ga. Steel	Medium Duty / 27 ² Ga. Steel
Insulation Type	No Insulation	Polystyrene	Polystyrene
 Thermal Rating	— □ □ □ □	R-7.94 ■ □ □ □	R-9.65 ■ ■ ■ □
			U-Factor .15 / R-16.55 ■ ■ ■ ■



Personalizing Options

Colors¹	White, Almond, Sandstone, Brown, Bronze, Gray, Desert Tan, and Black are available on all Models.		
Graphite			•
Powder Coating¹	188 Colors	188 Colors	188 Colors
Painted Woodtones¹	•	•	
Accents Woodtones¹			•
Windows / Inserts	•	•	•
Glass	Plain, Obscure, Tinted, Rain Glass, Frosted, and Seeded are available on all Models.		
Designer Glass			•
Warranty	Limited Lifetime Warranty		

¹ Refer to your local C.H.I. Dealer for exact color and woodtones match. ² Lower steel gauge [ga.] number indicates stronger steel. ³ Model number indicates construction, window, and panel style. ⁴ Long [41" x 13"] windows will be substituted in doors with windows in 18" sections.


Section Detail

Each stamp starts with an embossed frame followed by a recessed beveled edge that adds slight definition to a soon to be classic garage door design.



Personalizing Options For all window and glass options see pages 14-15

COLORS¹




POWDER COATING¹




Our in-house powder coating provides multiple color options while providing a maintenance free, durable finish.

PAINTED WOODTONES¹



ACCENTS WOODTONES¹



PERSONALIZING OPTIONS Not all options shown are available with every style.


We offer a variety of personalizing options to help your home stand out in your neighborhood. After choosing your door's style and color, add glass or window designs to dramatically change the overall look of your door and add to your home's appeal.

Glass and Designer Glass All Glass or Designer Glass are either transparent or semi-transparent.

Raised Panel, Stamped Carriage House, and Stamped Shaker **GLASS**




Plain available as single pane Polycarbonate




Obscure



Tinted



Rain Glass **COMING 2025**



Frosted

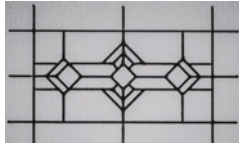


Seeded
Stamped Carriage House & Stamped Shaker only.

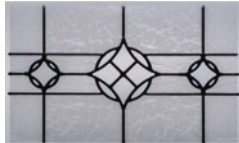
Raised Panel, Stamped Carriage House, and Stamped Shaker **DESIGNER GLASS**




Short



Temple



Newport

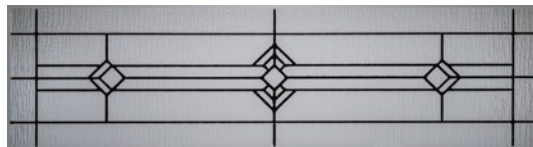


Florence

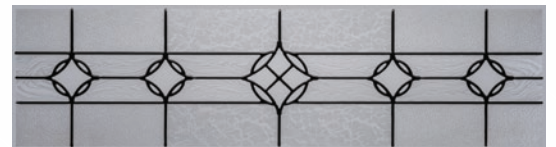
COMING SOON.



Long




Temple



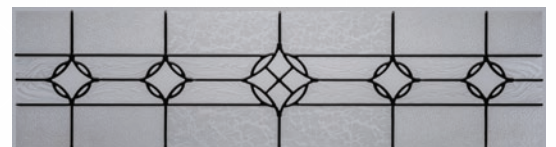

Newport



Florence



Oversized



Temple

Newport



Florence

*Refer to your local C.H.I. Dealer for exact color and woodtones match.

Window Inserts and Designs

Raised Panel **SHORT - INSERTS** 19in x 13in



Plain



Cascade



Stockton



Prairie



Waterton



Sherwood



Cathedral



Sunburst

Raised Panel **LONG - INSERTS** 41in x 13in



Plain



Cascade



Stockton



Arched Stockton



Madison



Arched Madison



Prairie



Waterton



Sherwood



Sunburst

Stamped Carriage House and Stamped Shaker **OVERSIZED - INSERTS** 42in x 15in



Plain



Cascade



Stockton



Arched Stockton



Madison



Arched Madison

Decorative Hardware

Stamped Carriage House and Stamped Shaker **PERMANENT**

Magnetic



Spade

Wrought Iron



Barcelona 1

Barcelona 2



Stamped Carriage House and Stamped Shaker **MAGNETIC**



SpadeAshford

Clavos



The Warranty* You Can Trust

C.H.I. Overhead Doors manufactures products that are exceptional in quality and craftsmanship, and built to stand the test of time. Our Limited Lifetime Warranty* covers all the essential elements of your door, offering peace of mind and keeping your door in motion.

Learn more at chiohd.com/support/warranty

*Consult with your C.H.I. Dealer for specific warranty coverage as each model varies in coverage.



DOORVISIONS
Bring your vision to life.

C.H.I. DEALERS

A BETTER BUYING EXPERIENCE

All C.H.I. doors, replacement parts, and accessories are sold only through our network of C.H.I. dealers: dedicated professionals who install and service our doors with the same quality and workmanship we use to manufacture them.

chiohd.com | 1485 Sunrise Drive | Arthur, IL 61911 | USA

Your Local Garage Door Professional